



# Information



**For disabled persons and guests  
entitled to special consideration**



# Welcome in LEGOLAND®



## Welcome

We want you to have great experience at LEGOLAND®, and we offer plenty of opportunities, also for guests with special needs. You will be able to go on many rides, but some attractions will be unavailable to you for safety reasons. You are always welcome to ask the employees at the rides; they know all restrictions and are able to help you.

The descriptions in this guide contain information about special restrictions for disabled guests and an overview of all rides and guidelines.

## 'Show consideration' scheme

If you have a hidden disability such as anxiety, autism or ADHD, we offer a 'Show consideration' card. This allows you faster access to the ride and means less time queuing.

If you are eligible for a 'Show consideration' card, we ask you and your responsible helper to contact our Information Centre to fill out a form and be issued with a 'Show consideration' card. You will also get a stamp on your hand. Show this along with the card at the ride for quicker access.

Wheelchairs can go anywhere in the park, as all roads and paths are paved.

All restrictions for rides must be respected by all guests. The restrictions are listed in this guide under the individual ride, along with the access conditions for disabled persons at the different rides.

We almost always offer disabled persons and 'Show consideration' card bearers an extra ride, but on very busy days we are obliged to limit this. If you want additional rides, you are welcome to come back after one hour.

If an employee finds that it is not safe for you to go on a ride, he or she is obliged to make sure that you do not expose yourself to risk and may therefore reject you. This is, of course, for your own safety.

Please note that the LEGO® Studios, THE TEMPLE, Ghost - The Haunted House and LEGO® NINJAGO® The Ride.



# Have an unco

## day of fun at LEGOLAND®

### **Loan of wheelchairs**

You can borrow a wheelchair by contacting one of our inspectors at the park entrance. You may also book a wheelchair up to one month prior to your visit.

Please contact our Information Centre on [info@LEGOLAND.dk](mailto:info@LEGOLAND.dk).

Note! We have a limited number of wheelchairs.

### **Helpers**

If you require a helper, a maximum of one helper is allowed free access to the park with either the Danish State Railways (DSB) companion card or a similar card from the Danish Association for the Disabled (DHF). Foreign guests must show a foreign, officially issued disabled companion card at the ticket office.

You must always be accompanied by a helper on rides.

For some rides, we require the helper to be a responsible person, and for some rides, the helper must be 18 years. The employee at the individual rides assesses whether a person is responsible. Read more about the specific restrictions in this guide and on the Safe&Fun signs posted at each ride. You can bring a maximum of three helpers on rides.



### **Restaurants**

All our restaurants offer handicap-friendly access.

### **Toilets**

There are several toilets for the disabled located throughout the park. See the locations in our park guide and on the overview maps. throughout the park.

### **Dogs**

Guide dogs are welcome in the park, but they are not allowed to accompany you on the rides. If you want to go on a ride, you are responsible for ensuring that the dog is supervised by another guest.

### **Shops**

All our shops are designed to be handicap-friendly. Please ask the staff at the individual shop for additional help.



# complicated



## Free parking

We offer free parking for wheelchair users and guests with walking disabilities. The handicap parking spaces are right across from the entrance to LEGOLAND®.

Once you have parked, please contact the Information Centre with your blue disabled parking permit to be issued a free parking ticket, which you will need when leaving the parking area again.

Note! The number of spaces is limited, so we recommend that you arrive early in the day.

## First aid

First aid at LEGOLAND is handled by Falck. You will always find qualified staff at our Mini Falck station to help you, if needed. The Mini Falck station is located next to the SEAT Traffic School.

## Description of pictograms



### Heart

Not permitted for pregnant women and guests with heart, neck, back or other health problems.



### Star

Not permitted for guests with walking disabilities and guests who are unable to hold on unassisted.



### Wheelchair


Limited access for disabled guests. For further information, please contact the employee at the ride.



### Accompanying Adult

Some rides require the presence of an accompanying adult due to certain restrictions concerning height or age. Please see the Safe & Fun sign which is posted at all rides. If in doubt, ask the ride personnel.

# Miniland





# Rides

## LEGO® Safari



- Power-driven jeeps driving through the African savannah
- Children below 90 cm must be accompanied by a responsible person on the seat
- Disabled and 'Show consideration' access through the exit

## LEGO® Train

- The LEGO® Train drives through most of LEGOLAND®
- Disabled and 'Show consideration' access through the exit

## SEAT Traffic School



- Traffic School for children to get their first driver's license. The Traffic School features cars with individual steering and acceleration
- Only open to children aged 7 to 13
- Limited access to the SEAT Traffic School for disabled guests and 'Show consideration' card bearers, as you must be able to sit upright and operate the vehicle unassisted
- You must be accompanied by a responsible helper who must be able to assist in a teaching situation or in the event of malfunction
- Contact the employee at the ride for access

## Frog Hopper



- Three towers, 5.5 metres high with lounge seats bouncing up and down
- For safety reasons only permitted for children between 90 and 150 cm
- Only helpers between 90 and 150 cm may go on the ride, otherwise your helper must wait outside the ride until finished
- Disabled and 'Show consideration' access through the exit

## Caterpillar



- High-speed merry-go-round
- For safety reasons, no admission for children under 90 cm
- Disabled and 'Show consideration' access through the exit

## LEGOTOP®

- 36-metre panorama tower offering a view of all of LEGOLAND®
- The ride can take one wheelchair at a time
- Disabled and 'Show consideration' access through the exit

## Mini Boats



- Boats with electric motors sailing past many attractive LEGO® models
- For safety reasons, children under 100 cm must be accompanied by a responsible person
- Disabled and 'Show consideration' access through the exit

## Monorail



- Train touring LEGOLAND® 4 metres above the ground
- Limited access to the ride for disabled guests and 'Show consideration' card bearers, as you must be able to hold on unassisted. In the event of malfunction, you must be able to climb down a ladder unassisted
- Disabled and 'Show consideration' access through the exit

# LEGO® DUPLO® Land







### Atlantis by SEA LIFE™

- SEA LIFE aquarium featuring a wide range of tropical fish and interesting LEGO® models
- Wheelchairs are allowed in the aquarium
- Disabled and 'Show consideration' access through the Express Pass entrance



### LEGO® Studios

- Theatre showing 4D films
- Not recommended for children under 3 years
- Epileptics are not recommended to see the films, as the shows may contain strobe lights
- Wheelchairs are allowed in the theatre
- Contact the employee at the theatre for access



### DUPLO® Airplane

- Merry-go-round with aircraft going up and down
- Disabled and 'Show consideration' access through the exit

### LEGONDOL®

- Miniature Ferris wheel
- Disabled and 'Show consideration' access through the exit

### DUPLO® Express

- Power-driven miniature train for toddlers
- Disabled and 'Show consideration' access through the exit



# LEGOREDO<sup>®</sup> Town







### LEGO® Canoe



- Water slide winding through three levels of wilderness
- Children below 120 cm must be accompanied by a responsible person
- Limited access to the ride for disabled guests and 'Show consideration' card bearers, as you must be able to get in and out of the canoe and hold on unassisted. In the event of a malfunction you must be able to walk down the stairs
- NOTE! This attraction involves a risk of getting wet
- Disabled and 'Show consideration' access through the exit

### LEGOLDMINE®

- Gold-panning attraction – have a gold coin stamped (minor fee charged)
- No special access conditions for disabled guests and 'Show consideration' bearers

### Indian camp

- Here you can also buy Indian feathers and bake bonfire bread
- No special access conditions for disabled guests and 'Show consideration' card bearers



### Ghost – The Haunted House



- Haunted house including a hall of mirrors and two 8-metre towers where you 'bounce' up and down and experience a free fall in darkness
- No access for children below 110 cm. Children between 110 and 130 cm must be accompanied by a responsible person
- For space and safety reasons, restrictions apply to guests with a large waistline
- Limited access to the tower for disabled guests and 'Show consideration' card bearers, as you must be able to move from the wheelchair into the seat unassisted as well as hold on and sit in an upright position without help or support
- You can get about in Ghost – The Haunted House in your wheelchair using the lift, but not in the tower itself
- NOTE! The ride contains dark rooms with sound and lighting effects
- Disabled and 'Show consideration' access through the Express Pass entrance

### Western Ride

- Merry-go-round with horses for small children
- No access for children above 150 cm
- Disabled and 'Show consideration' access through the exit

# Pirate Land





### Pirate Boats

- Boats sailing slowly through Captain Roger's secret cave
- The boats can be stopped to make it easier for you to get on board and off again
- Disabled guests and 'Show consideration' card bearers may gain access by contacting the employee at the ride

### The Lighthouse



- Lighthouse where you must hoist yourself to a height of 7 metres
- No access for children below 90 cm. Children between 90 and 120 cm must be accompanied by a responsible person and must use the safety belt
- Limited access to the ride for disabled guests and 'Show consideration' card bearers, as you must be able to hold on unassisted
- Disabled and 'Show consideration' access through the exit

### Pirate Splash Battle



- A water ride with boats sailing calmly, equipped with water cannons for sea battle
- No access for children below 2 years
- Children below 120 cm must be accompanied by a responsible person
- Blind guests will need a helper
- NOTE! Risk of getting wet on this ride
- Disabled and 'Show consideration' access through the exit. Contact the employee at the ride for access

### Pirate Wave Breaker



- Pirate boat that tilts and turns
- No access for children below 90 cm. Children between 90 and 120 cm must be accompanied by a responsible person
- Limited access to the ride for disabled guests and 'Show consideration' card bearers, as you must be able to hold on unassisted
- Disabled and 'Show consideration' access through the exit

### Pirate Carousel



- Rotating pirate tubs
- Children below 100 cm must be accompanied by a responsible person
- Limited access to the ride for disabled guests and 'Show consideration' card bearers, as you must be able to hold on unassisted
- Disabled guests and 'Show consideration' card bearers may gain access by contacting the employee at the ride

### Pirate Water Falls



- Two large water play areas featuring different interactive elements
- Children below 5 years must be accompanied by a responsible person
- Children below 3 years must use a swimming diaper. Swimming diapers are available for sale at the Pirate Beach Shop or the Castle Shop
- Clothing or swimwear is mandatory (clothes with exterior zippers, buckles or other metal decorations may not be used)
- For hygiene reasons, you must shower to get access to the water play area. For that reason, no wheelchairs are allowed at the Pirate Water Falls
- Disabled guests and 'Show consideration' card bearers may gain access by contacting the employee at the ride

# Adventureland





### Falck Fire Brigade



- Fire trucks and water pumps operated by you via pump arms
- Wheelchairs are not allowed on this attraction
- Disabled guests and 'Show consideration' card bearers may gain access by contacting the employee at the ride

### THE TEMPLE



- Jeeps take you on a great treasure hunt at a leisurely pace
- Children below 130 cm must be accompanied by a responsible person
- Due to lights and sounds the ride is not recommended for children below 3 years
- Due to strobe lights the ride is not recommended for epileptics
- Limited access for disabled guests and 'Show consideration' card bearers, as you must be able to sit upright and hold on unassisted
- The ride can only take one wheelchair at a time
- Disabled and 'Show consideration' access through the exit

### Jungle Racers



- Water scooters racing around the lake
- No access for children below 100 cm. Children between 100 and 120 cm must be accompanied by a responsible person
- Limited access to the ride for disabled persons and 'Show consideration' card bearers, as you must be able to hold on unassisted
- If your helper cannot go on the ride due to restrictions, he or she must be on the platform
- Two adults in the same scooter is not permitted
- Disabled guests and 'Show consideration' card bearers may gain access by contacting the employee at the ride



### X-treme Racers



- Roller-coaster with a maximum speed of 60 km/h
- No access for children below 120 cm
- Restrictions apply to guests above 190 cm and guests with a large waistline
- Limited access to the roller-coaster for disabled guests and 'Show consideration' card bearers, as you must be able to get into the cart unassisted. In the event of a malfunction you must be able to get out of the cart and walk down the stairs unassisted
- Disabled and 'Show consideration' access through the Q-bot entrance



# Polarland



### Polar X-plorer



- The largest and fastest roller-coaster in LEGOLAND with a 5-metre free fall and a maximum speed of 65 km/h. The roller-coaster passes the penguins at Penguin Bay
- No access for children below 120 cm. Children between 120 and 130 cm must be accompanied by a person above 18 years
- Limited access for disabled guests and 'Show consideration' card bearers, as you must be able to hold on unassisted. Guests with walking disabilities must be able to get off the scooter and walk down the stairs in the event of malfunction
- If you have a prosthetic leg, you are not allowed on this roller-coaster for safety reasons. If you have a detachable prosthetic arm, you are allowed on this ride if you can hold on unassisted
- Disabled guests and 'Show consideration' card bearers must be accompanied by a responsible helper above 18 years who can assist in the event of malfunction



### Ice Pilots School



- Robot allowing you to programme your own trip
- No access for children below 120 cm. Max. height is 195 cm
- Loose clothing or loose jewellery may not be worn. If your hair is longer than 50 cm, it must be put up
- Limited access to the ride for disabled guests and 'Show consideration' card bearers, as you must be able to hold on unassisted. In the event of malfunction, you must be able to climb down a ladder unassisted
- NOTE! The ride takes place in a dark room with sound and lighting effects

### Penguin Bay

- Colony of gentoo penguins
- No special access conditions for disabled guests and 'Show consideration' card bearers, as Penguin Bay is an amphitheatre stage. Wheelchair users can get down to the windows to look into the area using a ramp to the right of the stage



# KNIGHTS' KINGDOM™



## Vikings River Splash

- Large round boats rafting down the river, ending in a 8-metre free waterfall
- No access for children below 115 cm. Children between 115 and 130 cm must be accompanied by a person above 18 years
- Limited access to the boats for disabled persons and 'Show consideration' card bearers, as you must be able to hold on unassisted. Guests with walking disabilities must be able to go down the stairs at the lift or through rough terrain in the event of malfunction
- NOTE! Risk of getting wet on this ride
- Disabled and 'Show consideration' access through the Q-bot entrance



## The Dragon

- Roller-coaster going at high speed through the castle's secret chambers
- No access for children below 100 cm, and children between 100 and 120 cm must be accompanied by a responsible person
- Limited access to the ride for disabled guests and 'Show consideration' card bearers, as you must be able to hold on unassisted. In the event of malfunction, you must be able to climb down a ladder unassisted
- Disabled and 'Show consideration' access through the Q-bot entrance





# NINJAGO

The Ride



## LEGO® NINJAGO® The Ride



- Due to lights and sounds the ride is not recommended for children below 5 years.
- At a gentle pace, the ride takes you on an adventure through the NINJAGO universe.
- Children under 115 cm and younger than 6 years must be accompanied by a responsible person.
- Due to strobe lights the ride is not recommended for epileptics.
- Limited access for disabled persons and 'Show consideration' card bearers, as you must be able to sit upright and hold on unassisted.
- The ride can only take one wheelchair at a time.
- Disabled and 'Show consideration' access through the exit.


















































## Lloyd's Laser Maze



- Lloyd's Laser Maze features limited access for disabled persons and 'Show consideration' card bearers, as the ride is not suited for people with walking disabilities.
- The access conditions to the ride are limited, so this ride is not recommended for disabled persons and 'Show consideration' card bearers who are unable to stand up for an extended period of time, as queueing must be expected at times.
- Disabled persons and 'Show consideration' card bearers must, as a minimum, be accompanied by a responsible helper. The helper must accompany the person through the entire ride.
- Extra trips cannot be offered on this ride.

# Overview

Disabled guests and 'Show consideration' card bearers must always be accompanied by a helper on rides. For some rides, the helper must be a responsible person, and for some rides, the helper must be 18 years. The LEGOLAND® employee at the individual rides is responsible for assessing whether the helper is a responsible person. All ride restrictions, including height and age, must be respected by all guests.

Forlystelse					Alder/Højde
LEGO® Safari					
Miniboats					
LEGO® Train					
SEAT Traffic School					7-13 år
Frog Hopper					90-150cm
Caterpillar					90cm +
LEGOTOP®					
Monorail					
DUPLO® Airplane					
LEGONDOL®					
DUPLO® Express					
Atlantis by SEA LIFE™					
LEGO® Studios					3 år +
LEGOLDMINE®					
Ghost – The Haunted House					110cm +
Western Ride					
LEGO® Canoe					
Indian Camp					
Pirate Splash Battle					2 år +
Pirate Boats					
Pirate Carousel					
Pirate Wave Breaker					90cm +
Pirate Water Falls					
The Lighthouse					90cm +
The Dragon					100cm +
Vikings River Splash					115cm +
Falck Fire Brigade					
THE TEMPLE					3 år +
X-treme Racers					120cm +
Jungle Racers					100cm +
Ice Pilots School					120-195cm
Polar X-plorer					120cm +
Penguin Bay					
LEGO® NINJAGO® The Ride					
Lloyd's Laser Maze					



## Heart

Not permitted for pregnant women and guests with heart, neck, back or other health problems.



## Star

Not permitted for guests with walking disabilities and guests who are unable to hold on unassisted.



## Wheelchair

Limited access for disabled guests. For further information, please contact the employee at the ride.



## Accompanying Adult

Some rides require the presence of an accompanying adult due to certain restrictions concerning height or age. Please see the Safe & Fun sign which is posted at all rides. If in doubt, ask the ride personnel.